

# JBC

[www.jbctools.com](http://www.jbctools.com)

English



## Pneumatic Desoldering Module

Ref. MVE-A



## Packing List

The following items should be included:

**Pneumatic Desoldering Module**..... 1 unit  
Ref. MVE-A



**Module Cable** ..... 1 unit  
Ref. 0014874



**Filter Box** ..... 1 unit  
Ref. 0005966  
*It contains 50 filters*



**Escape Filter** .....1 unit  
Ref. 0008446



**Cotton Filter** ..... 1 unit  
Ref. 0781046  
*It contains 10 filters*



**Suction Filter** ..... 1 unit  
Ref. 0821830




**Manual** .....1 unit  
Ref. 0014691



# Features

**Control Unit**  
Ref. DDE-A  
DME-A




**Tool**  
Ref. DR560-A  
DS360-A



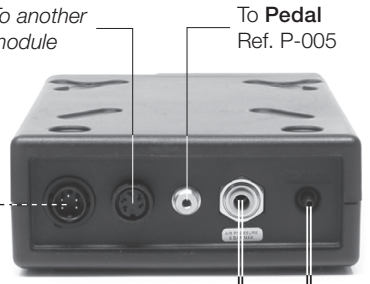
**Module cable**  
Ref. 0014874



**Stand**  
Ref. DR-SD  
DS-SD



**Pneumatic Desoldering Module**  
Ref. MVE-A



**Suction Filter**  
Ref. 0821830

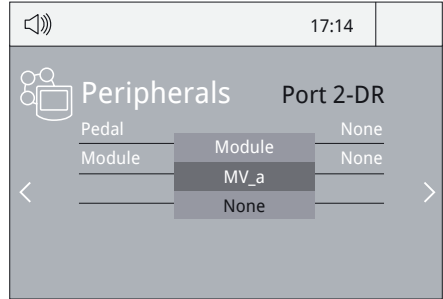


**Air pressure**  
(4-6 bar)

## Initial Set up

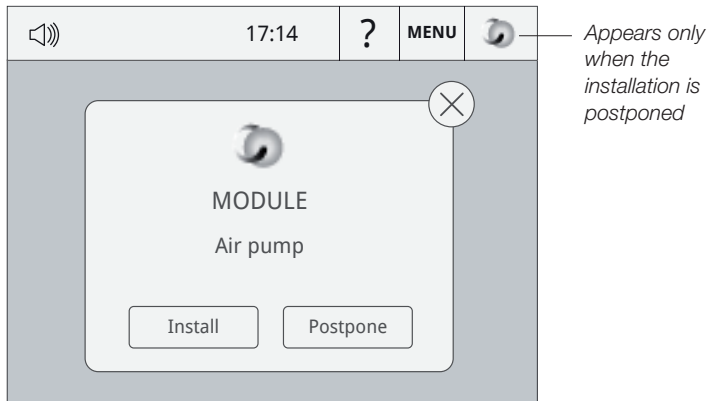
### For DDE Control Unit

1. After connecting the module, enter the **Peripherals** Menu and select the port which you want to join with the module.
2. Select the module from the list of peripheral connections. Remember your first connection is denoted as "a", the second being "b", etc. (e.g. MV\_a, MV\_b,...)
3. Press Menu or Back to save changes.



### For DME Control Unit

When a new module is detected, a **pop-up screen** appears and proceed as indicated. If no screen is shown, click on the **icon**  on the main bar and follow the steps.



### For DME and DDE Control Units

Once set up, you can change the module settings by entering the **Peripherals** Menu.

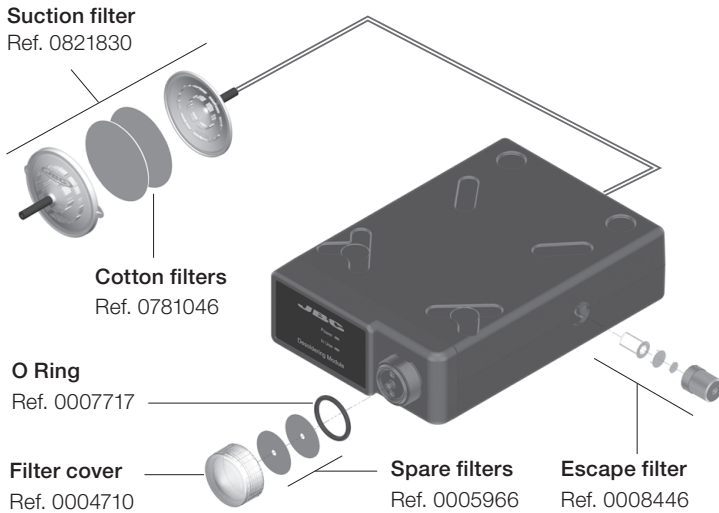


# Maintenance

Before carrying out maintenance or storage, always unplug the equipment.

- Keep the casing clean by using a damp cloth.
- Periodically check all cable and tube connections.
- Keep filters clean to ensure proper solder suction and replace them when necessary.

**Important:** Do not use sharp pointed objects to open the suction filter.

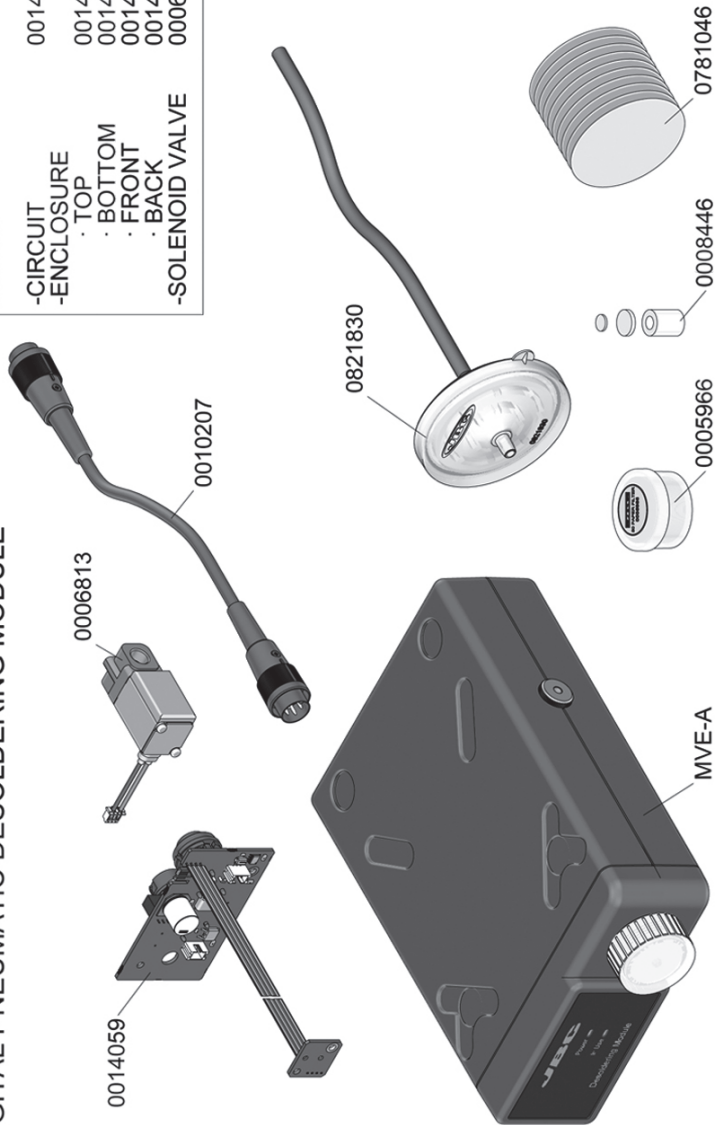


- Use original JBC spare parts only.
- Do not work with defective or damaged pieces.
- Repairs should only be performed by a JBC authorized technical service.
- Maintenance shall not be carried out by children unless supervised.

## Exploded View

### MVE-A DIGITAL PNEUMATIC DESOLDERING MODULE

SPARE PARTS	
MVE-A:	
-CIRCUIT	0014059
-ENCLOSURE	
· TOP	0014860
· BOTTOM	0014861
· FRONT	0014688
· BACK	0014862
-SOLENOID VALVE	0006813



# Specifications

- Weight: 1,2 Kg (2.6lb)
- Dimensions: 145 x 55 x 225 mm
- Air Pressure supply range: 4-6 Bar
- Vacuum at 6 Bar: 90% / 680 mmHg / 26.8 inHg
- Flow rate: 15 SLPM

Complies with CE standards

ESD protected housing "skin effect"

# JBC

---

## Warranty

JBC's 2 year warranty covers this equipment against all manufacturing defects, including the replacement of defective parts and labour. Warranty does not cover product wear due to use or mis-use.

In order for the warranty to be valid, equipment must be returned, postage paid, to the dealer where it was purchased.

---



This product should not be thrown in the garbage.

In accordance with the European directive 2002/96/EC, electronic equipment at the end of their life must be collected and returned to an authorized recycling facility.